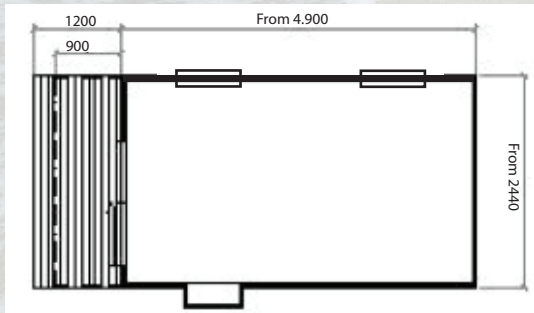


LEISUREBUILT ANNEXE

Standard Plan



4.9m x 2.4m	From \$27,595 incl. gst
5.5m x 2.4m	From \$29,995 incl. gst
4.9m x 2.94m	From \$29,595 incl. gst
5.5m x 2.94m	From \$31,995 incl. gst

DETAILS FOR OPEN PLAN ANNEXE WITH CARAVAN WALKWAY

Units are as per plan and pricing provided at time of purchase, and includes specs below.

- Standard deck and porch roof.
- Palliside PVC weatherboard cladding (25 years warranty).
- Coloursteel roofing.
- Aluminium joinery, single glazed x 2 windows and ranchslider.
- Exterior ceiling under porch lined and painted.
- Walls and ceilings insulated to meet building codes.
- Interior walls, window architraves, ceiling scotias and skirting boards paint finished.
- Vinyl or carpet floor covering throughout entire unit.
- Curtains on all windows & ranchslider.
- All internal wiring incl. Light fittings, power points, TV outlet and caravan lead.
- Levelling of unit on flat site plus connection to caravan.
- Caravan is powered through annexe.

All pricing excludes the cost of transport to your site. Pricing includes our standard installation on your level site. All prices are subject to Leisurebuilt standard terms and conditions of trade.

For more information on
building your dreams,
call us today...
Ph 0800 600 615

LEISUREBUILT
"BUILDING YOUR DREAMS"

Jason Hitchens
Email: jason@leisurebuilt.co.nz Phone: 021 222 4368

Clint Small
Email: clint@leisurebuilt.co.nz Phone: 027 406 4215

www.leisurebuilt.co.nz

ANNEXE



Put yourself in the picture...

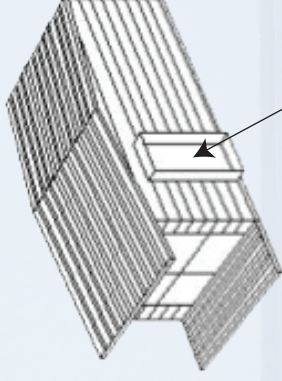
LEISUREBUILT
"BUILDING YOUR DREAMS"

LEISUREBUILT ANNEXE SERIES



Annexe Roof Option 1

Hip Roof – Running from front to rear.
Streamlined to suit the look of any caravan.

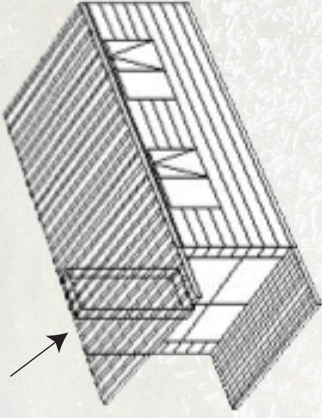


Walkway
size and position
to suit caravan

Annexe Roof Option 2

Monopitch Roof – Running with high side against caravan optimises your purchase by allowing for a seamless future duplex upgrade.

Walkway size and position
to suit caravan



More options to make your dreams a reality....

DUPLEX....



- Classic Looks
- Design flexibility allows for unlimited options
- Ease of site access
- Versatile

CHALET....



- Simplicity of design provides optimum living space
- Granny flat, Rental accommodation or Beach Bach
- Warm, spacious & comfortable
- Ideal home away from home

TRAVELLER....



- Legally Road Towable*
- Compliant to Holiday Park regulations
- Ease of site access
- Expandable to become a Duplex as required

For more information on building your dreams, call us today....